

# Shuttle Plus GRADE-UP OPTIONAL PARTS More & More Plus

**FRP main blades**



**SE main blades (FRP) L=550**  
0402-621  
Semi-symmetrical.

**High precision CNC metal parts**






**SE Stabilizer control arm set**  
0402-562  
For improved Hiller control.

**SE Mixing arm**  
0402-284  
(1pcs per package)  
(2pcs necessary for assembly)

**SE Seesaw**  
0402-285  
Use with SE Mixing arm (Recommended)

**SE washout set (Double pin type)**  
0402-724  
Double pin type washout for better holding and control.

**SE Swash plate Assy**  
0402-572  
All metal swash plate.


**SF Swash plate**  
0402-510  
5mm ball is made of stainless steel.

**SF radius arm stay set**  
0402-511  
Swash plate will move more precisely.  
(For 0402-510 and 572, not for 0402-013)




**BE Stabilizer blade**  
0402-560  
For better hovering.


**Stabilizer blade**  
0403-212  
Weight can be adjusted for 3D flights.



**Thrust BRG for blade holders**

**Thrust washer**  
0402-502  
Recommended for using heavier main blades. Use both together.

**Thrust BRG**  
2500-082



**SE BRG set**  
0402-526  
All linkage will be BRG.






**SF first aid parts set**  
0402-546  
Tail boom, stabilizer bar, main mast, feathering spindle is included.



**MRB-III conversion set**  
0402-606  
Converting Shuttle to 3 blade rotor head (main blades included)




**SE FRP cabin set**  
0402-281  
RG decal, canopy, cabin damper bush, cabin guide rail are included.

**FZ-G rotor head**  
0402-614  
(Drug bolt 3mm)  
Seesaw type plastic rotor head for F3C.

**SZ-III rotor head**  
0402-622  
(Drug bolt 3mm)  
Seesaw type metal rotor head. SE seesaw and SE mixing arm is recommended.


**Drug bolt M3x25 (SUS)**  
2532-046  
Use these bolts for FZ-G, SZ-III rotor head.



**SE Main mast P=170**  
0402-268  
Stainless steel main mast.




**SE BRG holder (Double BRG)**  
0402-287  
There will be 2 BRG under starter coupling for more durability.



**SE Main gear Assy (77T)**  
0402-574  
CNC main gear with auto rotation Assy assembled.



**SE L type lever**  
0402-586 (1pcs in package)  
Aluminum lever with BRG for more precise control. (2pcs necessary for assembly)



**SE tail drive auto rotation Assy**  
0402-580  
Tail will keep rotating during auto rotation.



**SE Cabin with carbon windshield**  
0402-732  
Carbon canopy is assembled (RG decal, cabin damper bush, cabin guide rail included)






**SE battery mechanical plate set**  
0402-286  
Battery can be mounted in front.

## Converting HPM to SWM



**SE SWM parts set**  
0402-647  
For converting Shuttle to SWM.

**High precision CNC parts for SWM**


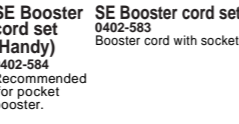




**SE Swash plate 120**  
0412-007

**SE SWM Elevator lever**  
0412-008

**SE SWM aileron lever**  
0412-009  
(1pcs in package. 2pcs necessary for assembly)


**Plug heat parts**

**SE Booster cord set (Handy)**  
0402-584  
Recommended for pocket booster.

**SE Booster cord set**  
0402-583  
Booster cord with socket.

**Metal landing gear**



**GT Landing gear Assy**  
0403-266





**Option landing gear**




**Landing gear Assy (Black, plastic)**  
0402-533

**Skid pipe (Black)**  
0402-535

**Scale fuselage for Shuttle Plus**

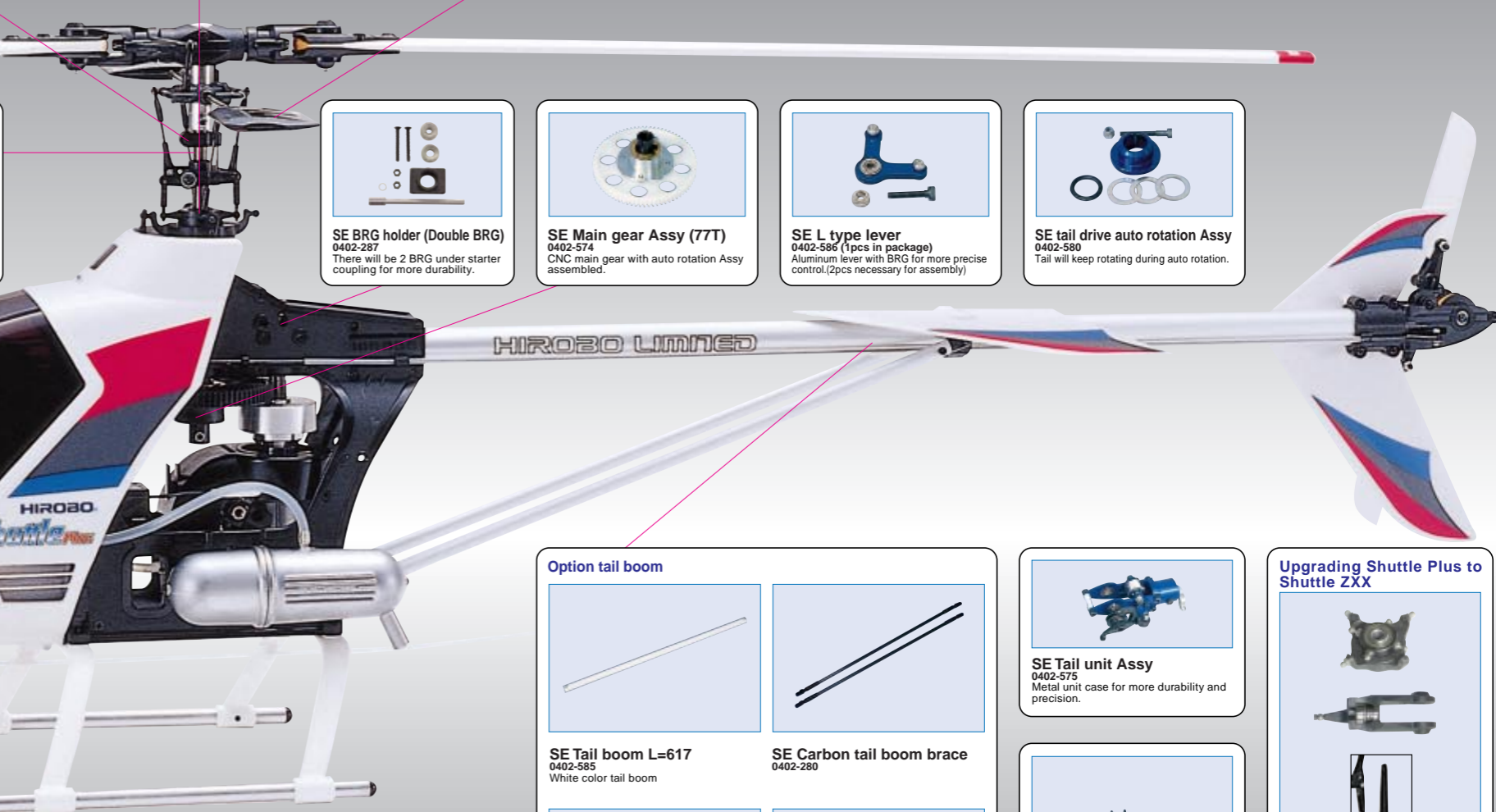





**Long ranger**  
0412-903 (Blue)  
0412-904 (Red)

**Jet Ranger**  
0412-905 (Blue)  
0412-908 (Red)



**Hughes 500E**  
0412-906

**Bell 222**  
0412-924  
(Retractable landing gear is included)






**Safety skid set**  
0402-818  
Recommended for hovering practice.

**Option tail boom**

**SE Tail boom L=617**  
0402-585  
White color tail boom

**SE Carbon tail boom brace**  
0402-280

**SE Tail boom (Black)**  
0402-236

**SE tail boom carbon**  
0402-267



**SE Tail unit Assy**  
0402-575  
Metal unit case for more durability and precision.



**SE Tail housing set (Double BRG)**  
0402-578  
Radial BRG on both sides. It improves tail control.

**Upgrading Shuttle Plus to Shuttle ZXX**



**Shuttle upgrade parts set**  
0402-648  
A set of 0402-510 swash plate, 0502-511 SF Radius arm set, 0402-502 Thrust washer, 2500-082 Thrust BRG, 0402-526 SE BRG set

**SE Rudder servo mount set (Carbon)**  
0402-725  
Rudder servo can be mounted in back to improve rudder control. Use with 2523-015 Tail control rod (carbon) and 0412-142 SD Rudder control guide.



**HIROBO LIMITED**  
MODEL ENTERPRISE DEPARTMENT  
138 FUKAWA-CHO, FUCHU-SHI,  
HIROSHIMA-PREF., JAPAN 〒726-0004  
TEL: (0847)40-0088 (FAX: 45-7670)  
<http://model.hirobo.co.jp/>